

DAILY SPICES REPORT

11 Jul 2025

- JEERA
- DHANIYA
- TURMERIC



NCDEX Future Market Update

Commodity	Expiry	Open	High	Low	Close	% Change
TURMERIC	20-Aug-25	13,396.00	13,596.00	13,224.00	13,424.00	0.93
TURMERIC	20-Oct-25	13,700.00	13,862.00	13,520.00	13,718.00	1.12
JEERA	20-Aug-25	19,895.00	20,180.00	19,860.00	20,090.00	1.23
JEERA	19-Sep-25	20,350.00	20,350.00	20,350.00	20,350.00	1.55
DHANIYA	20-Aug-25	7,520.00	7,560.00	7,482.00	7,542.00	0.59
DHANIYA	19-Sep-25	7,612.00	7,620.00	7,552.00	7,594.00	0.64

Spot Market Update

Commodity	Place	Price	% Chg
Jeera	उंझा	20,396.70	-0.11
Jeera	जोधपुर	21,900.00	4.53
Dhaniya	गोंडल	7,440.55	0.14
Dhaniya	कोटा	7,923.05	2.18
Turmeric (Unpolished)	निजामाबाद	13,126.00	-1.53
Turmeric (Farmer Polished)	निजामाबाद	14,077.45	0.14

Currency Market Update

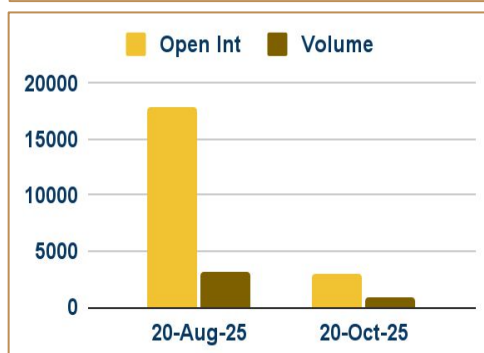
Currency	Country	Rates
USDINR	India	85.72
USDCNY	China	7.18
USDBDT	Bangladesh	121.68
USDHKD	Hongkong	7.85
USDMYR	Malaysia	4.26
USDAED	UAE	3.67
EURUSD	Europe	1.17

Open Interest Snapshot

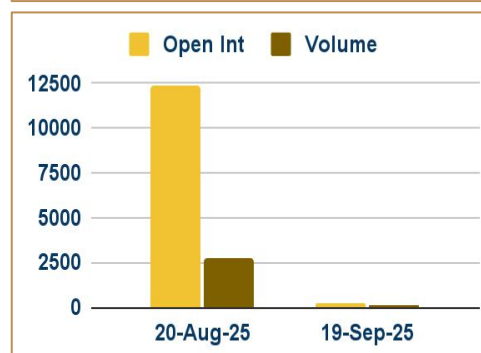
Commodity	Expiry	% Change	% Oi Change	Oi Status
TURMERIC	20-Aug-25	0.93	0.23	Fresh Buying
TURMERIC	20-Oct-25	1.12	0.99	Fresh Buying
JEERA	20-Aug-25	1.23	21.66	Fresh Buying
JEERA	19-Sep-25	1.55	0.00	Short Covering
DHANIYA	20-Aug-25	0.59	7.80	Fresh Buying
DHANIYA	19-Sep-25	0.64	18.60	Fresh Buying

OI & Volume Chart

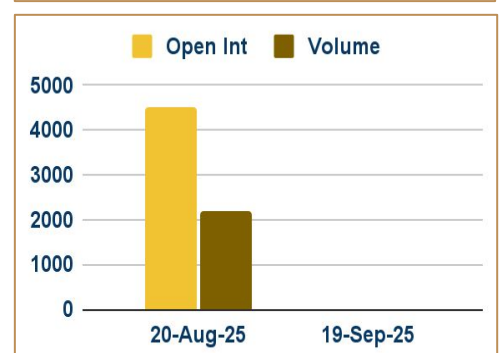
Turmeric



Dhaniya



Jeera



Technical Snapshot



BUY JEERA AUG @ 19800 SL 19500 TGT 20100-20300. NCDEX

Spread JEERA SEP-AUG 260.00

Observations

Jeera trading range for the day is 19720-20360.

Jeera gains on strong export demand and easing geopolitical concerns.

However upside seen limited due to weak domestic and export demand post retail season.

Total arrivals witnessed a marginal increase to 12,000 bags (55 kg each) as against 11,800 bags on the previous day.

In Unjha, a major spot market, the price ended at 20396.7 Rupees dropped by -0.11 percent.

Trading Levels

Commodity	Expiry	Close	R2	R1	PP	S1	S2
JEERA	20-Aug-25	20,090.00	20360.00	20220.00	20040.00	19900.00	19720.00
JEERA	19-Sep-25	20,350.00	20350.00	20350.00	20350.00	20350.00	20350.00

Technical Snapshot



BUY DHANIYA AUG @ 7500 SL 7400 TGT 7600-7700. NCDEX

Spread DHANIYA SEP-AUG 52.00

Observations

Dhaniya trading range for the day is 7450-7606.

Dhaniya prices gains due to shortage of good quality stocks in the market.

Total coriander arrivals rose to 14,100 bags (each 40 kg) as against 13,100 bags in the previous session.

A large amount of old stock coming into the market as well as new crop weighed on prices.

In Gondal, a major spot market, the price ended at 7440.55 Rupees gained by 0.14 percent.

Trading Levels

Commodity	Expiry	Close	R2	R1	PP	S1	S2
DHANIYA	20-Aug-25	7,542.00	7606.00	7574.00	7528.00	7496.00	7450.00
DHANIYA	19-Sep-25	7,594.00	7656.00	7624.00	7588.00	7556.00	7520.00

Technical Snapshot



BUY TURMERIC AUG @ 13300 SL 13000 TGT 13600-13800. NCDEX

SpreadTURMERIC OCT-AUG294.00

Observations

Turmeric trading range for the day is 13042-13786.

Turmeric gains on short covering after prices dropped due to expected increase in acreage

Turmeric acreage is expected to increase by 15-20% this season, supported by low competitive crop prices.

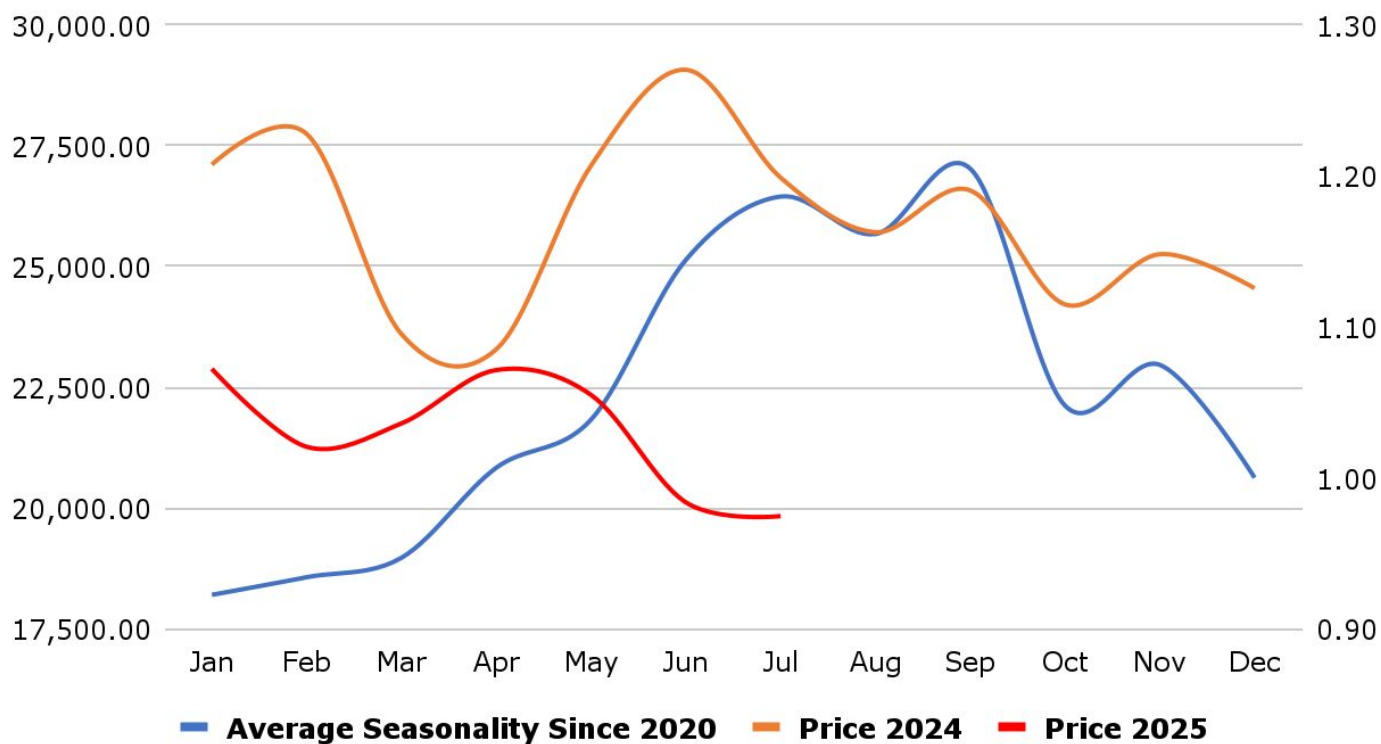
In April 2025 around 14,956.80 tonnes were exported as against 14,109.10 tonnes in April 2024 showing a rise of 6%.

In Nizamabad, a major spot market, the price ended at 14077.45 Rupees gained by 0.14 percent.

Trading Levels

Commodity	Expiry	Close	R2	R1	PP	S1	S2
TURMERIC	20-Aug-25	13,424.00	13786.00	13604.00	13414.00	13232.00	13042.00
TURMERIC	20-Oct-25	13,718.00	14042.00	13880.00	13700.00	13538.00	13358.00

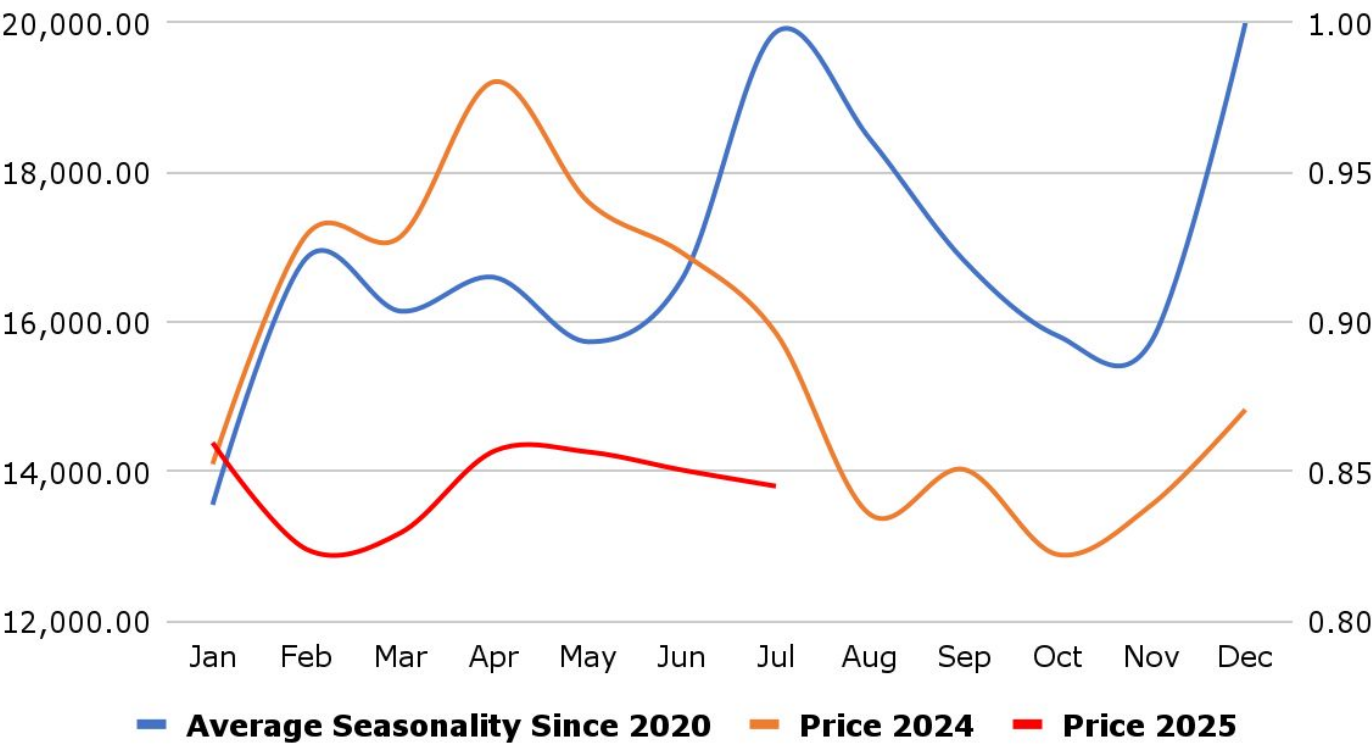
NCDEX Jeera Seasonality



NCDEX Dhaniya Seasonality



NCDEX Turmeric Seasonality



USDINR Seasonality



This Report is prepared and distributed by Kedia Stocks & Commodities Research Pvt Ltd. Our SEBI REGISTRATION NUMBER – INH000006156. for information purposes only. The recommendations, if any, made herein are expressions of views and/or opinions and should not be deemed or construed to be neither advice for the purpose of purchase or sale through KSCRPL nor any solicitation or offering of any investment /trading opportunity. These information/opinions/ views are not meant to serve as a professional investment guide for the readers. No action is solicited based upon the information provided herein. Recipients of this Report should rely on information/data arising out of their own investigations. Readers are advised to seek independent professional advice and arrive at an informed trading/investment decision before executing any trades or making any investments. This Report has been prepared on the basis of publicly available information, internally developed data and other sources believed by KSCRPL to be reliable. KSCRPL or its directors, employees, affiliates or representatives do not assume any responsibility for or warrant the accuracy, completeness, adequacy and reliability of such information/opinions/ views. While due care has been taken to ensure that the disclosures and opinions given are fair and reasonable, none of the directors, employees, affiliates or representatives of KSCRPL shall be liable for any direct, indirect, special, incidental, consequential, punitive or exemplary damages, including lost profits arising in any way whatsoever from the information/opinions/views contained in this Report. The possession, circulation and/or distribution of this Report may be restricted or regulated in certain jurisdictions by appropriate laws. No action has been or will be taken by KSCRPL in any jurisdiction (other than India), where any action for such purpose (s) is required. Accordingly, this Report shall not be possessed, circulated and/ or distributed in any such country or jurisdiction unless such action is in compliance with all applicable laws and regulations of such country or jurisdiction. KSCRPL requires such a recipient to inform himself about and to observe any restrictions at his own expense, without any liability to KSCRPL. Any dispute arising out of this Report shall be subject to the exclusive jurisdiction of the Courts in India.

KEDIA ADVISORY**KEDIA STOCKS & COMMODITIES RESEARCH PVT LTD****Mumbai, India****SEBI REGISTRATION NUMBER – INH000006156****For more details, please contact: +91 93234 06035 / 96195 51022****Email: info@kediaadvisory.com****Regd.Off.: 1, 2, 3 & 4, 1st Floor, Tulip Bldg, Flower Valley Complex, Khadakpada Circle,
Kalyan-(W), Mumbai-421301**